











ELECCIONES DEL 2 DE FEBRERO DE 2014 ESCRUTINIO FINAL ELECCION DE PRESIDENTE

1era. Vuelta

DEPARTAMENTO						VOTOS VALIDOS	IMPUG.	NULOS	ABSTEN.	TOTAL OTROS	TOTAL
NACIONAL	1047,592	1315,768	6,659	11,314	307,603	2688,936	3,534	34,310	14,294	52,138	2741,074
	38.96%	48.93%	0.25%	0.42%	11.44%						
SAN SALVADOR	344,420	392,282	2,241	3,259	88,222	830,424	480	8,148	2,221	10,849	841,273
	41.48%	47.24%	0.27%	0.39%	10.62%						
SANTA ANA	87,683	103,904	742	1,188	32,844	226,361	412	3,291	1,202	4,905	231,266
	38.74%	45.90%	0.33%	0.52%	14.51%						
SAN MIGUEL	56,183	106,882	298	677	16,711	180,751	299	2,452	1,092	3,843	184,594
	31.08%	59.13%	0.16%	0.37%	9.25%						
LA LIBERTAD	137,909	146,254	1,052	1,458	37,611	324,284	366	4,039	1,625	6,030	330,314
	42.53%	45.10%	0.32%	0.45%	11.60%						
USulután	47,525	76,786	276	578	14,112	139,277	193	2,001	902	3,096	142,373
	34.12%	55.13%	0.20%	0.42%	10.13%						
SONSONATE	59,558	104,772	451	780	27,435	192,996	247	2,655	1,354	4,256	197,252
	30.86%	54.29%	0.23%	0.40%	14.22%						
LA UNION	36,638	49,253	186	503	7,266	93,846	282	1,936	571	2,789	96,635
	39.04%	52.48%	0.20%	0.54%	7.74%						

ELECCIONES DEL 2 DE FEBRERO DE 2014 ESCRUTINIO FINAL ELECCION DE PRESIDENTE

1era. Vuelta

DEPARTAMENTO						unión	VOTOS VALIDOS	IMPUG.	NULOS	ABSTEN.	TOTAL OTROS	TOTAL
LA PAZ	52,585	67,665	279	494	14,333	135,356	151	1,550	801	2,502	137,858	
	38.85%	49.99%	0.21%	0.36%	10.59%							
CHALATENANGO	39,494	43,633	156	354	9,118	92,755	192	1,230	775	2,197	94,952	
	42.58%	47.04%	0.17%	0.38%	9.83%							
CUSCATLAN	46,118	50,609	270	417	15,407	112,821	101	1,212	856	2,169	114,990	
	40.88%	44.86%	0.24%	0.37%	13.66%							
AHUACHAPAN	51,507	69,422	316	623	19,549	141,417	227	1,861	1,122	3,210	144,627	
	36.42%	49.09%	0.22%	0.44%	13.82%							
MORAZAN	27,785	42,612	149	422	7,722	78,690	107	1,458	741	2,306	80,996	
	35.31%	54.15%	0.19%	0.54%	9.81%							
SAN VICENTE	26,857	36,846	117	281	8,755	72,856	125	843	452	1,420	74,276	
	36.86%	50.57%	0.16%	0.39%	12.02%							
CABAÑAS	32,731	23,691	122	267	8,382	65,193	159	1,012	577	1,748	66,941	
	50.21%	36.34%	0.19%	0.41%	12.86%							
RES. EN EL EXTERIOR	599	1,157	4	13	136	1,909	193	622	3	818	2,727	
	31.38%	60.61%	0.21%	0.68%	7.12%							