



ELECCIONES DEL 9 DE MARZO DE 2014

ESCRUTINIO FINAL ELECCION DE PRESIDENTE



2da. Vuelta

DEPARTAMENTO			VOTOS VALIDOS	IMPUG.	NULOS	ABSTEN.	TOTAL OTROS	TOTAL
NACIONAL	1489,451	1495,815	2985,266	3,198	19,579	8,915	31,692	3016,958
	49.89%	50.11%						
SAN SALVADOR	451,176	439,186	890,362	619	6,229	1,618	8,466	898,828
	50.67%	49.33%						
SANTA ANA	133,606	121,405	255,011	453	2,064	860	3,377	258,388
	52.39%	47.61%						
SAN MIGUEL	87,314	120,903	208,217	218	1,091	650	1,959	210,176
	41.93%	58.07%						
LA LIBERTAD	190,837	166,083	356,920	364	2,592	1,132	4,088	361,008
	53.47%	46.53%						
USulután	74,797	87,350	162,147	172	796	513	1,481	163,628
	46.13%	53.87%						
SONSONATE	95,301	121,552	216,853	240	1,426	742	2,408	219,261
	43.95%	56.05%						
LA UNION	55,991	55,051	111,042	205	676	362	1,243	112,285
	50.42%	49.58%						
LA PAZ	73,317	77,666	150,983	134	791	508	1,433	152,416
	48.56%	51.44%						
CHALATENANGO	53,248	50,016	103,264	143	542	458	1,143	104,407
	51.56%	48.44%						

ELECCIONES DEL 9 DE MARZO DE 2014

ESCRUTINIO FINAL ELECCION DE PRESIDENTE

2da. Vuelta

DEPARTAMENTO			VOTOS VALIDOS	IMPUG.	NULOS	ABSTEN.	TOTAL OTROS	TOTAL
CUSCATLAN	66,840	57,525	124,365	91	648	434	1,173	125,538
	53.75%	46.25%						
AHUACHAPAN	79,481	79,795	159,276	202	923	660	1,785	161,061
	49.90%	50.10%						
MORAZAN	41,910	47,232	89,142	112	609	422	1,143	90,285
	47.01%	52.99%						
SAN VICENTE	39,724	42,279	82,003	115	363	258	736	82,739
	48.44%	51.56%						
CABAÑAS	45,055	28,292	73,347	109	479	297	885	74,232
	61.43%	38.57%						
RES. EN EL EXTERIOR	854	1,480	2,334	21	350	1	372	2,706
	36.59%	63.41%						