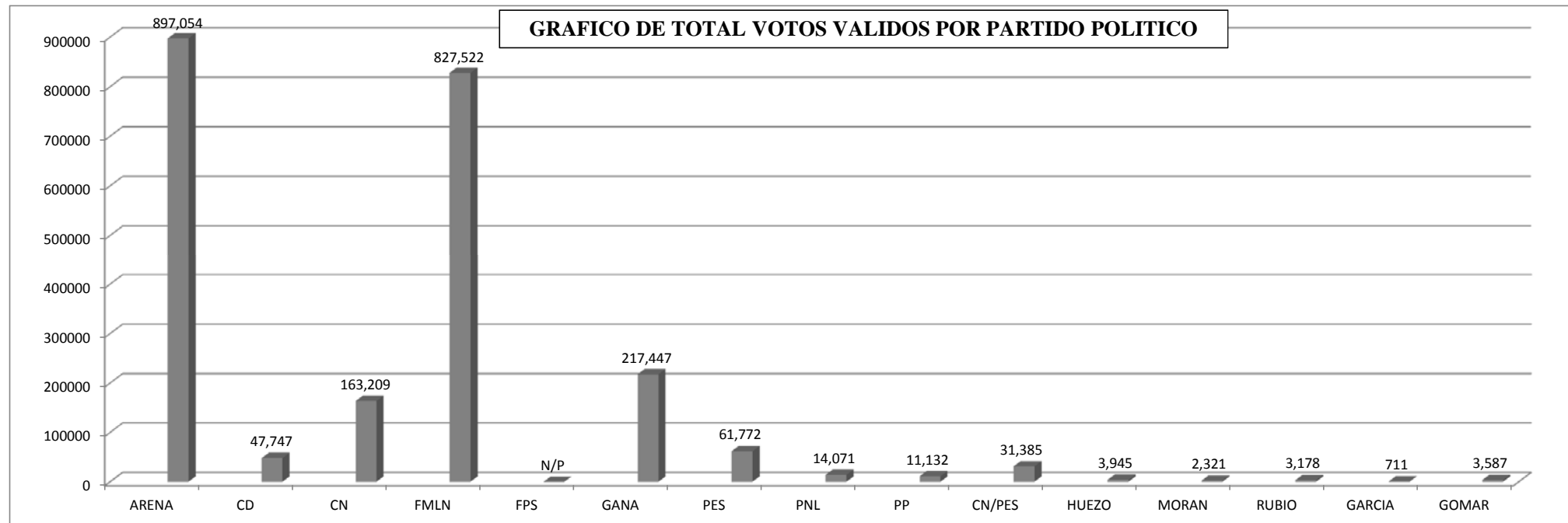


ELECCIONES 2012










CONSOLIDADO NACIONAL DE DIPUTADOS

NACIONAL MUNICIPIO										CN/PES	HUEZO	MORAN	RUBIO	GARCIA	GOMAR	TOTAL VOTOS VALIDOS	IMPUGNADOS	NULOS	ABSTENCIONES	TOTAL OTROS	TOTAL VALIDOS Y OTROS
	ARENA	CD	FPMR	FMLN	FPS	GANA	Partido de la Esperanza	PNL	PP												
SAN SALVADOR	268,227	14,380	11,398	237,415	N/P	42,168	13,393	3,714	2,647		3,945	2,321				599,608	1,574	17,639	5,205	24,418	624,026
SANTA ANA	65,337	1,077	18,140	58,040	N/P	14,630	10,479	746	937							169,386	702	5,572	2,781	9,055	178,441
SAN MIGUEL	48,471	4,314	2,472	65,537	N/P	32,800	7,382	307	862	9,854						162,145	997	5,924	2,662	9,583	171,728
LA LIBERTAD	119,772	6,454	9,891	91,680	N/P	22,763	3,478	2,780	3,241							260,059	1,064	6,968	3,681	11,713	271,772
USulután	52,668	4,929	12,760	59,928	N/P	6,332	591	355	406							137,969	637	4,353	2,432	7,422	145,391
SONSONATE	59,998	7,022	16,123	60,327	N/P	9,792	8,387	2,000	467							164,116	581	4,729	2,387	7,697	171,813
LA UNION	40,118	2,077	8,567	27,133	N/P	14,697	3,185	781	N/P				3,178			99,736	769	5,625	1,962	8,356	108,092
LA PAZ	41,836	3,869	13,977	47,984	N/P	16,228	769	2,208	913							127,784	604	4,899	1,470	6,973	134,757
CHALATENANGO	33,555	257	15,336	33,505	N/P	6,712	2,244	68	210	17,580				711		92,598	700	3,680	1,433	5,813	98,411
CUSCATLÁN	37,137	837	18,830	38,396	N/P	4,544	2,159	408	232							102,543	323	2,974	1,096	4,393	106,936
AHUACHAPAN	44,309	596	17,535	37,234	N/P	15,679	6,556	437	N/P						3,587	125,933	746	4,737	1,637	7,120	133,053
MORAZÁN	31,423	1,362	1,435	28,688	N/P	12,958	2,516	124	324	3,951						78,830	739	3,866	1,233	5,838	84,668
SAN VICENTE	24,168	321	9,874	27,748	N/P	6,952	N/P	83	760							69,906	431	1,941	878	3,250	73,156
CABAÑAS	30,035	252	6,871	13,907	N/P	11,192	633	60	133							63,083	815	2,212	1,096	4,123	67,206
TOTAL NACIONAL	897,054	47,747	163,209	827,522	N/P	217,447	61,772	14,071	11,132	31,385	3,945	2,321	3,178	711	3,587	2253,696	10,682	75,119	29,953	115,754	2369,450












ELECCIONES 2012

CONSOLIDADO MUNICIPAL DE DIPUTADOS

SAN SALVADOR										HUEZO	MORAN	TOTAL VOTOS VALIDOS	IMPUGNADOS	NULOS	ABSTENCIONES	TOTAL OTROS	TOTAL VALIDOS Y OTROS
MUNICIPIO																	
SAN SALVADOR	89,494	4,706	1,276	59,081	N/P	6,601	3,166	921	764	1,310	884	168,203	255	4,639	871	5,765	173,968
CIUDAD DELGADO	14,414	681	305	14,194	N/P	4,427	630	134	142	276	114	35,317	127	1,126	333	1,586	36,903
MEJICANOS	22,059	1,647	452	23,273	N/P	3,741	1,240	474	280	420	351	53,937	105	1,478	253	1,836	55,773
SOYAPANGO	34,242	2,459	1,150	36,709	N/P	5,139	1,662	374	418	610	270	83,033	146	2,173	406	2,725	85,758
CUSCATANCINGO	8,189	374	257	9,902	N/P	3,826	709	360	118	160	95	23,990	27	744	161	932	24,922
SAN MARCOS	10,833	492	147	10,640	N/P	2,200	616	186	89	160	94	25,457	46	653	185	884	26,341
ILOPANGO	14,385	902	657	13,219	N/P	2,260	573	480	167	252	121	33,016	116	912	163	1,191	34,207
NEJAPA	3,422	133	1,443	3,744	N/P	736	1,219	83	86	41	23	10,930	20	402	344	766	11,696
APOPA	20,130	593	422	18,039	N/P	3,244	910	187	185	292	131	44,133	182	1,304	396	1,882	46,015
SAN MARTIN	12,377	621	694	10,816	N/P	2,305	523	52	94	135	83	27,700	135	783	360	1,278	28,978
PANCHIMALCO	5,194	258	1,085	6,390	N/P	770	247	52	78	47	24	14,145	76	590	385	1,051	15,196
AGUILARES	2,870	185	1,446	3,155	N/P	1,202	128	23	20	0	0	9,029	26	389	222	637	9,666
TONACATEPEQUE	9,749	377	355	7,621	N/P	1,551	654	72	84	41	16	20,520	142	748	215	1,105	21,625
SANTO TOMAS	5,388	134	162	4,103	N/P	1,009	301	25	23	48	18	11,211	11	291	166	468	11,679
SANTIAGO TEXACUANGOS	3,889	57	119	2,774	N/P	749	72	16	4	30	15	7,725	27	331	126	484	8,209
EL PAISNAL	1,905	24	30	2,822	N/P	168	92	3	4	7	8	5,063	23	168	148	339	5,402
GUAZAPA	2,487	253	1,170	3,458	N/P	1,086	380	17	24	0	0	8,875	82	374	223	679	9,554
AYUTUXTEPEQUE	5,255	333	188	5,467	N/P	856	220	251	58	99	64	12,791	12	379	111	502	13,293
ROSARIO DE MORA	1,945	151	40	2,008	N/P	298	51	4	9	17	10	4,533	16	155	137	308	4,841
TOTAL DEPARTAMENTO	268,227	14,380	11,398	237,415	N/P	42,168	13,393	3,714	2,647	3,945	2,321	599,608	1,574	17,639	5,205	24,418	624,026










ELECCIONES 2012

CONSOLIDADO MUNICIPAL DE DIPUTADOS

SANTA ANA MUNICIPIO										TOTAL VOTOS VALIDOS	IMPUGNADOS	NULOS	ABSTENCIONES	TOTAL OTROS	TOTAL VALIDOS Y OTROS
SANTA ANA	25,439	482	1,746	29,818	N/P	7,728	7,166	500	590	73,469	250	1,903	561	2,714	76,183
CHALCHUAPA	9,171	73	1,079	9,724	N/P	1,197	270	63	60	21,637	78	605	368	1,051	22,688
METAPAN	9,826	176	8,154	4,596	N/P	1,160	170	45	123	24,250	103	1,146	549	1,798	26,048
COATEPEQUE	4,368	30	505	3,600	N/P	1,101	155	20	28	9,807	44	344	242	630	10,437
EL CONGO	2,959	225	1,745	2,023	N/P	323	1,167	41	30	8,513	38	377	192	607	9,120
TEXISTEPEQUE	1,971	38	2,034	1,328	N/P	988	1,012	26	27	7,424	40	367	211	618	8,042
CANDELARIA DE LA FRONTERA	5,300	18	252	1,979	N/P	402	92	17	24	8,084	63	216	225	504	8,588
SAN SEBASTIAN SALITRILLO	2,107	13	420	2,255	N/P	382	238	14	21	5,450	14	102	108	224	5,674
SANTA ROSA GUACHIPILIN	876	4	447	287	N/P	76	12	3	11	1,716	7	78	69	154	1,870
SANTIAGO DE LA FRONTERA	1,430	4	28	698	N/P	194	56	3	7	2,420	7	91	59	157	2,577
EL PORVENIR	962	5	1,118	1,069	N/P	411	23	8	8	3,604	29	140	104	273	3,877
MASAHUAT	187	9	588	379	N/P	378	13	5	5	1,564	12	107	58	177	1,741
SAN ANTONIO PAJONAL	741	0	24	284	N/P	290	105	1	3	1,448	17	96	35	148	1,596
TOTAL DEPARTAMENTO	65,337	1,077	18,140	58,040	N/P	14,630	10,479	746	937	169,386	702	5,572	2,781	9,055	178,441










ELECCIONES 2012

CONSOLIDADO MUNICIPAL DE DIPUTADOS

SAN MIGUEL										CN/PES	TOTAL VOTOS VALIDOS	IMPUGNADOS	NULOS	ABSTENCIONES	TOTAL OTROS	TOTAL VALIDOS Y OTROS
MUNICIPIO	ARENA	CD		FMLN		GANA	Partido de la Esperanza	PNL	PIP							
SAN MIGUEL	17,265	1,618	221	26,714	N/P	21,356	631	160	252	852	68,217	222	1,844	553	2,619	70,836
CHINAMECA	4,408	47	83	3,906	N/P	657	94	10	15	177	9,220	182	368	179	729	9,949
EL TRANSITO	2,790	27	19	3,317	N/P	1,876	234	6	13	253	8,282	83	263	137	483	8,765
CIUDAD BARRIOS	2,610	1,070	174	2,149	N/P	212	2,151	22	263	2,325	8,651	123	382	263	768	9,419
CHIRILAGUA	3,325	103	272	3,254	N/P	430	80	8	9	352	7,481	83	306	207	596	8,077
SESORI	1,247	22	109	964	N/P	287	1,298	8	20	1,407	3,955	56	258	147	461	4,416
SAN RAFAEL ORIENTE	1,484	87	25	2,379	N/P	1,691	435	3	5	460	6,109	69	425	118	612	6,721
MONCAGUA	2,407	57	109	4,431	N/P	2,248	72	14	130	181	9,468	45	355	140	540	10,008
LOLOTIQUE	780	25	35	3,000	N/P	1,684	1,560	20	22	1,595	7,126	18	300	184	502	7,628
SAN JORGE	1,596	18	16	1,949	N/P	719	2	7	6	18	4,313	33	115	54	202	4,515
CHAPELTIQUE	641	1,151	513	1,621	N/P	463	36	14	59	549	4,498	17	214	212	443	4,941
SAN GERARDO	1,501	9	14	1,538	N/P	31	14	5	8	28	3,120	5	221	87	313	3,433
CAROLINA	1,900	5	94	1,643	N/P	23	11	10	14	105	3,700	18	291	65	374	4,074
QUELEPA	1,367	17	94	1,580	N/P	157	73	7	8	167	3,303	1	128	60	189	3,492
SAN LUIS DE LA REINA	702	8	552	1,257	N/P	73	63	5	12	615	2,672	1	79	82	162	2,834
NUEVO EDEN DE SAN JUAN	884	6	78	809	N/P	31	9	1	4	87	1,822	6	92	50	148	1,970
NUEVA GUADALUPE	579	16	27	1,734	N/P	676	572	3	6	599	3,613	18	88	35	141	3,754
ULUAZAPA	755	14	19	814	N/P	106	13	3	3	32	1,727	4	45	41	90	1,817
COMACARAN	549	7	12	1,208	N/P	61	28	1	2	40	1,868	0	85	29	114	1,982
SAN ANTONIO DEL MOSCO	1,681	7	6	1,270	N/P	19	6	0	11	12	3,000	13	65	19	97	3,097
TOTAL DEPARTAMENTAL	48,471	4,314	2,472	65,537	N/P	32,800	7,382	307	862	9,854	162,145	997	5,924	2,662	9,583	171,728










ELECCIONES 2012

CONSOLIDADO MUNICIPAL DE DIPUTADOS

LA LIBERTAD										TOTAL VALIDOS Y OTROS	IMPUGNADOS	NULOS	ABSTENCIONES	TOTAL OTROS	TOTAL VALIDOS Y OTROS
MUNICIPIO															
SANTA TECLA	28,787	2,275	1,571	21,481	N/P	3,240	1,077	214	503	59,148	43	1,609	363	2,015	61,163
QUEZALTEPEQUE	7,569	711	1,055	7,393	N/P	1,585	211	52	474	19,050	74	466	216	756	19,806
CIUDAD ARCE	7,169	239	267	8,705	N/P	2,780	142	51	352	19,705	51	476	348	875	20,580
SAN JUAN OPICO	9,331	292	722	8,228	N/P	1,731	264	48	606	21,222	80	517	380	977	22,199
COLON	14,691	586	842	10,237	N/P	3,547	331	70	347	30,651	142	559	314	1,015	31,666
LA LIBERTAD	3,811	350	131	4,798	N/P	3,144	898	2,171	118	15,421	46	683	347	1,076	16,497
ANTIGUO CUSCATLAN	12,217	661	307	4,594	N/P	630	155	50	118	18,732	19	343	95	457	19,189
COMASAGUA	1,972	91	77	2,024	N/P	856	14	6	10	5,050	6	135	129	270	5,320
SAN PABLO TACACHICO	3,131	378	751	3,515	N/P	121	18	12	397	8,323	23	273	151	447	8,770
JAYAQUE	2,697	90	73	1,954	N/P	107	16	1	37	4,975	6	121	141	268	5,243
HUIZUCAR	2,573	23	117	1,901	N/P	225	19	8	17	4,883	9	102	116	227	5,110
TEPECOYO	2,141	18	43	1,427	N/P	1,630	22	22	14	5,317	42	177	113	332	5,649
TEOTEPEQUE	2,146	9	475	1,082	N/P	378	24	3	4	4,121	90	216	118	424	4,545
CHILTIUPAN	2,494	11	200	1,433	N/P	63	7	5	17	4,230	15	151	99	265	4,495
NUEVO CUSCATLAN	2,904	100	91	2,032	N/P	145	53	9	29	5,363	46	161	79	286	5,649
TAMANIQUE	2,549	14	36	1,635	N/P	927	28	3	13	5,205	124	215	105	444	5,649
SACACOYO	3,360	58	112	2,173	N/P	110	25	8	30	5,876	94	149	125	368	6,244
SAN JOSE VILLANUEVA	2,227	218	1,180	1,767	N/P	178	38	9	21	5,638	19	167	111	297	5,935
ZARAGOZA	3,540	301	1,247	3,078	N/P	330	106	28	83	8,713	31	206	119	356	9,069
TALNIQUE	1,426	12	54	562	N/P	410	9	2	17	2,492	8	51	72	131	2,623
SAN MATIAS	1,442	13	365	1,107	N/P	159	7	5	28	3,126	15	123	88	226	3,352
JICALAPA	1,595	4	175	554	N/P	467	14	3	6	2,818	81	68	52	201	3,019
TOTAL DEPARTAMENTO	119,772	6,454	9,891	91,680	N/P	22,763	3,478	2,780	3,241	260,059	1,064	6,968	3,681	11,713	271,772

ELECCIONES 2012










CONSOLIDADO MUNICIPAL DE DIPUTADOS

USULUTAN MUNICIPIO										TOTAL VOTOS VALIDOS	IMPUGNADOS	NULOS	ABSTENCIONES	TOTAL OTROS	TOTAL VALIDOS Y OTROS
USULUTAN	10,834	227	4,460	7,878	N/P	1,767	255	81	78	25,580	49	824	318	1,191	26,771
JIQUILISCO	4,467	1,533	1,108	9,595	N/P	202	57	31	23	17,016	147	588	291	1,026	18,042
BERLIN	2,521	16	1,627	3,205	N/P	547	11	13	66	8,006	32	276	126	434	8,440
SANTIAGO DE MARIA	2,173	13	2,442	3,162	N/P	223	30	15	78	8,136	11	260	129	400	8,536
JUCUAPA	3,374	155	143	3,617	N/P	142	60	10	28	7,529	49	218	149	416	7,945
SANTA ELENA	1,778	36	1,541	3,371	N/P	256	19	9	22	7,032	18	298	84	400	7,432
JUCUARAN	1,833	621	242	2,254	N/P	44	20	19	9	5,042	3	196	160	359	5,401
SAN AGUSTIN	1,208	3	22	1,510	N/P	82	4	3	4	2,836	25	139	47	211	3,047
OZATLAN	2,478	17	116	2,782	N/P	64	10	10	9	5,486	10	80	81	171	5,657
ESTANZUELAS	1,639	693	21	1,791	N/P	31	8	28	14	4,225	10	147	94	251	4,476
MERCEDES UMAÑA	2,500	20	35	2,749	N/P	224	7	4	10	5,549	27	134	127	288	5,837
ALEGRIA	1,141	19	230	2,622	N/P	617	10	45	6	4,690	14	164	106	284	4,974
CONCEPCION BATRES	2,446	13	18	2,679	N/P	82	11	4	8	5,261	30	162	135	327	5,588
SAN FRANCISCO JAVIER	1,251	3	27	1,360	N/P	116	7	3	6	2,773	40	94	52	186	2,959
PUERTO EL TRIUNFO	2,100	1,406	62	2,215	N/P	681	23	30	32	6,549	43	185	103	331	6,880
TECAPAN	1,832	12	8	1,830	N/P	31	2	6	1	3,722	42	85	66	193	3,915
SAN DIONISIO	1,009	11	285	655	N/P	472	10	2	1	2,445	3	132	55	190	2,635
EREGUAYQUIN	1,257	24	24	1,086	N/P	152	6	6	2	2,557	34	105	50	189	2,746
SANTA MARIA	1,929	24	159	1,436	N/P	284	21	6	6	3,865	17	74	84	175	4,040
NUEVA GRANADA	1,629	6	67	1,288	N/P	13	3	4	1	3,011	0	56	71	127	3,138
EL TRIUNFO	1,325	51	89	1,108	N/P	285	7	17	1	2,883	16	68	50	134	3,017
SAN BUENAVENTURA	1,052	23	21	1,454	N/P	13	7	8	1	2,579	17	46	46	109	2,688
CALIFORNIA	892	3	13	281	N/P	4	3	1	0	1,197	0	22	8	30	1,227
TOTAL DEPARTAMENTO	52,668	4,929	12,760	59,928	N/P	6,332	591	355	406	137,969	637	4,353	2,432	7,422	145,391





ELECCIONES 2012

CONSOLIDADO MUNICIPAL DE DIPUTADOS

SONSONATE										TOTAL VOTOS VALIDOS	IMPUGNADOS	NULOS	ABSTENCIONES	TOTAL OTROS	TOTAL VALIDOS Y OTROS
MUNICIPIO															
SONSONATE	12,531	541	850	9,256	N/P	1,179	1,170	388	128	26,043	103	564	207	874	26,917
IZALCO	10,040	451	1,546	8,772	N/P	2,354	1,016	66	110	24,355	133	571	345	1,049	25,404
ACAJUTLA	6,021	951	876	7,755	N/P	1,399	2,587	101	105	19,795	105	795	228	1,128	20,923
ARMENIA	7,087	50	489	4,225	N/P	301	114	53	18	12,337	39	219	227	485	12,822
NAHUIZALCO	3,682	403	2,842	8,412	N/P	697	589	563	26	17,214	26	826	261	1,113	18,327
JUAYUA	2,482	1,093	2,043	2,581	N/P	990	862	59	7	10,117	11	310	189	510	10,627
SAN JULIAN	2,795	104	1,319	3,227	N/P	623	67	13	7	8,155	4	147	177	328	8,483
SONZACATE	3,804	815	870	3,014	N/P	587	244	226	29	9,589	21	265	102	388	9,977
SAN ANTONIO DEL MONTE	1,836	1,787	1,397	2,918	N/P	644	290	195	14	9,081	39	281	141	461	9,542
NAHUILINGO	1,859	34	240	1,507	N/P	106	109	32	5	3,892	15	111	70	196	4,088
CUISNAHUAT	1,465	349	685	1,726	N/P	90	40	6	4	4,365	25	100	108	233	4,598
SANTA CATARINA MASAHUAT	1,371	124	83	1,971	N/P	147	691	236	1	4,624	10	157	79	246	4,870
CALUCO	982	11	1,467	1,540	N/P	279	100	7	4	4,390	9	129	78	216	4,606
SANTA ISABEL ISHUATAN	2,330	2	155	1,461	N/P	68	73	10	3	4,102	29	96	80	205	4,307
SALCOATITAN	852	22	427	848	N/P	238	392	12	2	2,793	7	84	32	123	2,916
SANTO DOMINGO DE GUZMAN	861	285	834	1,114	N/P	90	43	33	4	3,264	5	74	63	142	3,406
TOTAL DEPARTAMENTAL	59,998	7,022	16,123	60,327	N/P	9,792	8,387	2,000	467	164,116	581	4,729	2,387	7,697	171,813










ELECCIONES 2012

CONSOLIDADO MUNICIPAL DE DIPUTADOS

LA UNION MUNICIPIO									RUBIO	TOTAL VOTOS VALIDOS	IMPUGNADOS	NULOS	ABSTENCIONES	TOTAL OTROS	TOTAL VALIDOS Y OTROS
LA UNION	5,555	258	2,032	3,031	N/P	752	1,297	270	209	13,404	92	684	138	914	14,318
SANTA ROSA DE LIMA	5,652	41	507	4,319	N/P	2,666	225	41	326	13,777	36	489	152	677	14,454
PASAQUINA	3,042	37	102	1,632	N/P	3,031	321	28	90	8,283	26	533	163	722	9,005
SAN ALEJO	2,792	1,003	296	1,783	N/P	905	284	48	270	7,381	119	408	191	718	8,099
ANAMOROS	2,250	34	202	2,288	N/P	1,083	57	11	509	6,434	27	421	156	604	7,038
EL CARMEN	1,589	120	748	1,523	N/P	1,587	85	131	87	5,870	41	300	128	469	6,339
CONCHAGUA	4,945	208	2,707	4,417	N/P	251	96	141	209	12,974	90	789	236	1,115	14,089
EL SAUCE	1,380	16	49	1,026	N/P	784	55	20	165	3,495	49	214	85	348	3,843
LISLIQUE	2,184	24	493	686	N/P	28	39	11	42	3,507	62	313	136	511	4,018
YUCUAYQUIN	1,447	90	395	1,344	N/P	98	36	4	23	3,437	31	160	37	228	3,665
NUEVA ESPARTA	1,212	30	124	770	N/P	777	265	12	972	4,162	43	352	120	515	4,677
POLOROS	1,615	20	96	577	N/P	1,023	29	6	194	3,560	36	199	121	356	3,916
BOLIVAR	1,062	9	56	250	N/P	667	28	4	15	2,091	10	72	29	111	2,202
CONCEPCION DE ORIENTE	1,643	27	127	1,196	N/P	217	65	3	23	3,301	67	255	112	434	3,735
INTIPUCA	1,285	100	144	590	N/P	499	66	14	20	2,718	10	149	51	210	2,928
SAN JOSE LAS FUENTES	605	1	38	600	N/P	11	81	4	5	1,345	2	47	16	65	1,410
YAYANTIQUÉ	1,128	54	442	665	N/P	296	156	20	17	2,778	19	179	73	271	3,049
MEANGUERA DEL GOLFO	732	5	9	436	N/P	22	0	13	2	1,219	9	61	18	88	1,307
TOTAL DEPARTAMENTO	40,118	2,077	8,567	27,133	N/P	14,697	3,185	781	3,178	99,736	769	5,625	1,962	8,356	108,092










ELECCIONES 2012

CONSOLIDADO MUNICIPAL DE DIPUTADOS

LA PAZ										TOTAL VOTOS VALIDOS	IMPUGNADOS	NULOS	ABSTENCIONES	TOTAL OTROS	TOTAL VALIDOS Y OTROS
MUNICIPIO															
ZACATECOLUCA	9,151	436	549	9,696	N/P	1,994	199	216	281	22,522	116	1,006	216	1,338	23,860
SANTIAGO NONUALCO	3,215	823	2,369	5,271	N/P	3,513	75	66	84	15,416	89	581	177	847	16,263
SAN JUAN NONUALCO	2,635	187	746	2,940	N/P	458	41	23	29	7,059	11	379	99	489	7,548
SAN PEDRO MASAHUAT	2,558	144	1,673	4,711	N/P	573	65	510	33	10,267	64	415	132	611	10,878
OLOCUILTA	5,439	104	333	4,261	N/P	1,951	85	59	27	12,259	13	282	139	434	12,693
SAN PEDRO NONUALCO	1,643	64	745	1,577	N/P	116	20	39	8	4,212	15	156	40	211	4,423
SAN FRANCISCO CHINAMECA	1,225	5	647	654	N/P	227	5	29	7	2,799	39	127	34	200	2,999
SAN JUAN TALPA	892	558	332	956	N/P	788	19	16	5	3,566	14	72	24	110	3,676
EL ROSARIO	2,446	592	97	2,752	N/P	1,017	21	303	58	7,286	56	175	83	314	7,600
SAN RAFAEL OBRAJUELO	1,953	122	120	1,704	N/P	190	9	45	13	4,156	17	125	47	189	4,345
SANTA MARIA OSTUMA	1,467	19	146	716	N/P	598	4	14	12	2,976	2	71	44	117	3,093
SAN LUIS TALPA	2,229	178	352	3,518	N/P	3,263	50	14	137	9,741	65	315	97	477	10,218
SAN ANTONIO MASAHUAT	906	47	486	778	N/P	93	6	14	3	2,333	13	61	30	104	2,437
SAN MIGUEL TEPEZONTES	749	9	709	756	N/P	199	2	32	100	2,556	3	298	41	342	2,898
SAN JUAN TEPEZONTES	903	102	406	495	N/P	29	23	26	29	2,013	5	80	35	120	2,133
TAPALHUACA	558	36	498	850	N/P	166	3	5	13	2,129	0	125	18	143	2,272
CUYULTITAN	973	132	506	879	N/P	67	9	48	5	2,619	5	61	39	105	2,724
PARAISO DE OSORIO	734	12	470	335	N/P	3	0	31	4	1,589	11	63	18	92	1,681
SAN EMIGDIO	501	13	260	471	N/P	26	7	11	25	1,314	3	113	46	162	1,476
JERUSALEN	144	3	538	765	N/P	17	4	7	3	1,481	0	19	14	33	1,514
MERCEDES LA CEIBA	62	5	41	203	N/P	511	0	0	4	826	7	14	17	38	864
SAN LUIS LA HERRADURA	1,453	278	1,954	3,696	N/P	429	122	700	33	8,665	56	361	80	497	9,162
TOTAL DEPARTAMENTO	41,836	3,869	13,977	47,984	N/P	16,228	769	2,208	913	127,784	604	4,899	1,470	6,973	134,757




ELECCIONES 2012

CONSOLIDADO MUNICIPAL DE DIPUTADOS

CHALATENANGO										CN/PES	GARCIA	TOTAL VOTOS VALIDOS	IMPUGNADOS	NULOS	ABSTENCIONES	TOTAL OTROS	TOTAL VALIDOS Y OTROS
MUNICIPIO																	
CHALATENANGO	5,250	48	2,362	4,755	N/P	1,451	283	15	72	2,645	314	14,550	63	391	129	583	15,133
NUEVA CONCEPCION	4,745	25	1,609	4,714	N/P	624	183	7	17	1,792	70	11,994	106	535	231	872	12,866
LA PALMA	2,398	8	105	2,716	N/P	286	36	2	6	141	16	5,573	36	213	100	349	5,922
TEJUTLA	1,070	13	1,868	1,408	N/P	1,115	595	4	15	2,463	30	6,118	53	256	115	424	6,542
LA REINA	1,347	7	1,674	745	N/P	164	138	2	10	1,812	19	4,106	22	274	84	380	4,486
ARCATAO	471	1	16	845	N/P	44	96	2	2	112	2	1,479	12	42	16	70	1,549
SAN IGNACIO	2,208	3	30	1,970	N/P	184	8	1	2	38	12	4,418	17	79	70	166	4,584
DULCE NOMBRE DE MARIA	864	1	999	513	N/P	145	41	4	9	1,040	11	2,587	9	78	60	147	2,734
CITALA	1,271	25	340	496	N/P	206	38	1	6	378	7	2,390	37	122	40	199	2,589
AGUA CALIENTE	1,186	6	1,200	780	N/P	332	99	4	6	1,299	11	3,624	40	243	60	343	3,967
CONCEPCION																	
QUEZALTEPEQUE	1,632	11	156	1,705	N/P	139	26	2	7	182	22	3,700	3	167	48	218	3,918
NUEVA TRINIDAD	228	1	8	743	N/P	18	2	0	0	10	1	1,001	3	20	15	38	1,039
LAS VUELTAS	70	1	5	671	N/P	45	1	0	0	6	3	796	2	16	22	40	836
COMALAPA	907	3	276	725	N/P	102	39	1	5	315	5	2,063	32	111	23	166	2,229
SAN RAFAEL	573	63	738	476	N/P	165	257	2	2	995	18	2,294	7	87	27	121	2,415
SAN JOSE LAS FLORES	13	1	22	698	N/P	38	0	1	0	22	3	776	5	13	9	27	803
OJO DE AGUA	673	1	281	389	N/P	342	15	1	3	296	4	1,709	19	120	44	183	1,892
NOMBRE DE JESUS	984	1	0	1,354	N/P	25	0	1	1	0	4	2,370	14	37	25	76	2,446
POTONICO	531	0	23	536	N/P	39	4	2	1	27	10	1,146	0	21	17	38	1,184
SAN FRANCISCO MORAZAN	484	3	436	713	N/P	22	25	1	2	461	2	1,688	9	102	21	132	1,820
SANTA RITA	987	3	407	679	N/P	57	78	1	4	485	55	2,271	5	101	47	153	2,424
LA LAGUNA	1,103	2	178	945	N/P	42	22	1	3	200	11	2,307	24	68	46	138	2,445
SAN ISIDRO LABRADOR	55	0	0	241	N/P	12	0	0	0	0	1	309	0	7	10	17	326
SAN ANTONIO DE LA CRUZ	500	1	5	657	N/P	93	5	0	1	10	1	1,263	7	29	17	53	1,316
EL PARAISO	1,389	10	1,437	663	N/P	579	186	4	10	1,623	37	4,315	85	330	47	462	4,777
SAN MIGUEL DE MERCEDES	285	6	897	127	N/P	33	33	1	8	930	5	1,395	12	77	5	94	1,489
SAN LUIS DEL CARMEN	246	1	20	263	N/P	142	5	4	4	25	11	696	0	26	21	47	743
CANCASQUE	472	0	5	521	N/P	51	2	1	1	7	1	1,054	2	16	15	33	1,087
SAN ANTONIO LOS RANCHOS	12	1	12	477	N/P	67	0	1	0	12	1	571	3	14	6	23	594
EL CARRIZAL	559	4	14	829	N/P	53	9	0	4	23	3	1,475	1	37	27	65	1,540
SAN FERNANDO	571	4	29	545	N/P	6	6	2	5	35	0	1,168	72	33	19	124	1,292
AZACUALPA	282	0	93	337	N/P	24	8	0	2	101	10	756	0	14	11	25	781
SAN FRANCISCO LEMPA	189	3	91	269	N/P	67	4	0	2	95	11	636	0	1	6	7	643
TOTAL DEPARTAMENTO	33,555	257	15,336	33,505	N/P	6,712	2,244	68	210	17,580	711	92,598	700	3,680	1,433	5,813	98,411











ELECCIONES 2012

CONSOLIDADO MUNICIPAL DE DIPUTADOS

CUSCATLAN MUNICIPIO										TOTAL VOTOS VALIDOS	IMPUGNADOS	NULOS	ABSTENCIONES	TOTAL OTROS	TOTAL VALIDOS Y OTROS
COJUTEPEQUE	9,363	94	3,728	7,091	N/P	597	563	120	47	21,603	61	505	156	722	22,325
SUCHITOTO	2,086	429	476	6,508	N/P	145	86	16	8	9,754	25	250	76	351	10,105
SAN PEDRO PERULAPAN	5,903	80	4,814	7,749	N/P	1,038	53	55	121	19,813	62	717	248	1,027	20,840
SAN JOSE GUAYABAL	2,140	18	312	1,576	N/P	211	22	21	8	4,308	13	97	59	169	4,477
TENANCINGO	1,006	8	335	1,468	N/P	140	8	15	4	2,984	35	98	58	191	3,175
SAN RAFAEL CEDROS	3,151	7	678	2,774	N/P	588	21	20	5	7,244	9	190	95	294	7,538
CANDELARIA	1,187	5	2,628	694	N/P	43	11	6	4	4,578	36	146	43	225	4,803
EL CARMEN	2,894	68	667	2,224	N/P	68	27	37	5	5,990	19	136	65	220	6,210
MONTE SAN JUAN	1,205	6	1,017	834	N/P	397	1,179	59	8	4,705	9	165	58	232	4,937
SAN CRISTOBAL	1,715	4	899	1,407	N/P	63	7	6	2	4,103	12	213	40	265	4,368
SANTA CRUZ MICHAPA	1,662	17	1,895	1,586	N/P	41	15	10	7	5,233	7	129	66	202	5,435
SAN BARTOLOME PERULAPIA	1,721	87	154	1,951	N/P	84	24	7	7	4,035	3	98	33	134	4,169
SAN RAMON	1,277	10	475	1,201	N/P	50	10	10	1	3,034	3	53	24	80	3,114
EL ROSARIO	851	2	143	633	N/P	370	3	18	2	2,022	11	69	35	115	2,137
ORATORIO DE CONCEPCION	575	2	542	449	N/P	167	128	1	0	1,864	2	65	23	90	1,954
SANTA CRUZ ANALQUITO	401	0	67	251	N/P	542	2	7	3	1,273	16	43	17	76	1,349
TOTAL DEPARTAMENTO	37,137	837	18,830	38,396	N/P	4,544	2,159	408	232	102,543	323	2,974	1,096	4,393	106,936










ELECCIONES 2012

CONSOLIDADO MUNICIPAL DE DIPUTADOS

AHUACHAPAN											GOMAR	TOTAL VOTOS VALIDOS	IMPUGNADOS	NULOS	ABSTENCIONES	TOTAL OTROS	TOTAL VALIDOS Y OTROS
MUNICIPIO																	
AHUACHAPAN	14,312	217	9,795	10,544	N/P	2,073	543	249	0	3,253	40,986	195	1,912	483	2,590	43,576	
ATIQUIZAYA	5,500	74	794	4,446	N/P	1,603	146	25	0	78	12,666	44	314	152	510	13,176	
SAN FRANCISCO MENENDEZ	4,145	19	402	3,836	N/P	3,786	4,323	46	0	45	16,602	142	624	150	916	17,518	
TACUBA	3,685	56	1,089	3,802	N/P	1,519	95	20	0	18	10,284	64	370	188	622	10,906	
CONCEPCION DE ATACO	3,386	37	71	2,127	N/P	401	48	3	0	36	6,109	72	167	95	334	6,443	
JUJUTLA	3,381	19	975	2,542	N/P	701	528	23	0	37	8,206	59	351	170	580	8,786	
GUAYMANGO	2,409	63	658	4,214	N/P	1,619	487	21	0	20	9,491	53	217	108	378	9,869	
APANECA	2,033	13	156	758	N/P	798	214	8	0	17	3,997	26	256	57	339	4,336	
SAN PEDRO PUXTLA	904	7	512	2,225	N/P	841	35	3	0	14	4,541	31	83	58	172	4,713	
SAN LORENZO	2055	16	341	1156	N/P	1482	9	5	0	2	5,066	7	112	61	180	5,246	
TURIN	785	65	1,678	713	N/P	505	36	18	0	31	3,831	20	209	69	298	4,129	
EL REFUGIO	1,714	10	1,064	871	N/P	351	92	16	0	36	4,154	33	122	46	201	4,355	
TOTAL DEPARTAMENTO	44,309	596	17,535	37,234	N/P	15,679	6,556	437	0	3,587	125,933	746	4,737	1,637	7,120	133,053	







ELECCIONES 2012

CONSOLIDADO MUNICIPAL DE DIPUTADOS

MORAZAN MUNICIPIO										PES/CN	TOTAL VOTOS VALIDOS	IMPUGNADOS	NULOS	ABSTENCIONES	TOTAL OTROS	TOTAL VALIDOS Y OTROS
SAN FRANCISCO GOTERA	5,207	12	153	2,152	N/P	1,086	499	6	39	652	9,154	72	429	58	559	9,713
JOCORO	1,931	18	8	2,435	N/P	1,165	89	9	11	97	5,666	50	186	62	298	5,964
CORINTO	2,492	14	7	1,372	N/P	491	132	4	168	139	4,680	91	266	103	460	5,140
SOCIEDAD	1,751	12	35	2,183	N/P	509	204	6	7	239	4,707	54	316	83	453	5,160
CACAOPERA	890	24	52	2,292	N/P	1,502	199	3	8	251	4,970	43	304	68	415	5,385
GUATAJIAGUA	1,812	513	195	1,675	N/P	514	14	5	4	209	4,732	63	256	69	388	5,120
EL DIVISADERO	1,217	5	74	1,945	N/P	117	63	39	10	137	3,470	8	103	74	185	3,655
JOCOAYTIQUE	881	1	7	1,309	N/P	80	43	1	4	50	2,326	0	111	29	140	2,466
OSICALA	1,645	9	546	871	N/P	1,019	75	5	4	621	4,174	22	222	66	310	4,484
CHILANGA	1,442	10	22	915	N/P	1,333	36	7	3	58	3,768	49	232	50	331	4,099
MEANGUERA	603	8	22	2,060	N/P	231	65	2	7	87	2,998	0	119	31	150	3,148
TOROLA	186	8	10	747	N/P	556	37	0	0	47	1,544	0	47	22	69	1,613
SAN SIMON	1,567	544	13	2,051	N/P	385	145	4	10	158	4,719	22	176	81	279	4,998
DELICIA DE CONCEPCION	1,121	4	25	335	N/P	672	150	1	5	175	2,313	10	146	39	195	2,508
JOATECA	856	5	11	355	N/P	671	65	2	2	76	1,967	42	141	47	230	2,197
ARAMBALA	691	7	7	755	N/P	364	90	9	0	97	1,923	6	77	38	121	2,044
LOLOTIQUILLO	1,191	6	5	764	N/P	121	116	1	5	121	2,209	41	89	42	172	2,381
YAMABAL	777	3	38	615	N/P	341	16	1	1	54	1,792	6	66	62	134	1,926
YOLOAYQUIN	1,102	2	16	475	N/P	225	41	4	4	57	1,869	9	78	37	124	1,993
SAN CARLOS	1,131	4	132	673	N/P	96	91	3	7	223	2,137	78	64	24	166	2,303
EL ROSARIO	352	36	8	306	N/P	111	28	1	9	36	851	2	21	11	34	885
PERQUIN	828	2	13	841	N/P	403	19	0	5	32	2,111	6	118	49	173	2,284
SENSEMBRA	670	5	6	350	N/P	206	16	2	2	22	1,257	56	76	22	154	1,411
GUALOCOCTI	655	8	19	561	N/P	324	200	2	6	219	1,775	3	159	28	190	1,965
SAN FERNANDO	287	72	2	338	N/P	241	17	3	2	19	962	0	22	30	52	1,014
SAN ISIDRO	138	30	9	313	N/P	195	66	4	1	75	756	6	42	8	56	812
TOTAL DEPARTAMENTAL	31,423	1,362	1,435	28,688	N/P	12,958	2,516	124	324	3,951	78,830	739	3,866	1,233	5,838	84,668







ELECCIONES 2012

CONSOLIDADO MUNICIPAL DE DIPUTADOS

SAN VICENTE										TOTAL VOTOS VALIDOS	IMPUGNADOS	NULOS	ABSTENCIONES	TOTAL OTROS	TOTAL VALIDOS Y OTROS
MUNICIPIO															
SAN VICENTE	8,014	203	2,377	6,229	N/P	2,039	0	21	605	19,488	61	641	163	865	20,353
TECOLUCA	3,854	26	140	5,367	N/P	176	0	9	39	9,611	49	210	113	372	9,983
SAN SEBASTIAN	3,309	7	146	2,474	N/P	560	0	7	8	6,511	44	156	66	266	6,777
APASTEPEQUE	1,872	32	1,222	2,231	N/P	2,544	0	10	29	7,940	27	213	140	380	8,320
SAN ESTEBAN CATARINA	482	5	131	1,502	N/P	514	0	1	4	2,639	8	59	46	113	2,752
SAN IDELFONSO	536	10	1,709	1,970	N/P	27	0	8	12	4,272	84	111	54	249	4,521
SANTA CLARA	1,051	3	52	1,299	N/P	27	0	2	8	2,442	2	119	59	180	2,622
SAN LORENZO	1,238	2	154	1,536	N/P	148	0	1	14	3,093	29	43	48	120	3,213
VERAPAZ	528	6	1,252	1,571	N/P	75	0	5	13	3,450	6	53	55	114	3,564
GUADALUPE	407	9	1,080	716	N/P	294	0	4	7	2,517	43	96	31	170	2,687
SANTO DOMINGO	882	11	1,384	737	N/P	51	0	13	10	3,088	2	141	46	189	3,277
SAN CAYETANO ISTEPEQUE	1,289	2	30	1,326	N/P	179	0	0	8	2,834	12	43	28	83	2,917
TEPETITAN	706	5	197	790	N/P	318	0	2	3	2,021	64	56	29	149	2,170
TOTAL DEPARTAMENTO	24,168	321	9,874	27,748	N/P	6,952	0	83	760	69,906	431	1,941	878	3,250	73,156

ELECCIONES 2012

CONSOLIDADO MUNICIPAL DE DIPUTADOS

CABAÑAS MUNICIPIO										TOTAL VOTOS VALIDOS	IMPUGNADOS	NULOS	ABSTENCIONES	TOTAL OTROS	TOTAL VALIDOS Y OTROS
SENSUNTEPEQUE	8,557	13	955	2,840	N/P	2,957	179	21	49	15,571	157	458	207	822	16,393
ILOBASCO	11,282	164	3,092	3,608	N/P	6,553	74	17	60	24,850	391	983	383	1,757	26,607
VICTORIA	2,913	8	150	2,409	N/P	105	15	0	9	5,609	70	148	142	360	5,969
SAN ISIDRO	1,710	26	713	789	N/P	751	41	1	4	4,035	47	159	90	296	4,331
JUTIAPA	2,085	14	365	1,059	N/P	217	11	3	1	3,755	70	166	53	289	4,044
TEJUTEPEQUE	1,331	5	437	1,293	N/P	140	2	14	2	3,224	28	70	54	152	3,376
DOLORES	1,207	6	483	835	N/P	33	5	1	3	2,573	5	120	56	181	2,754
CINQUERA	335	4	57	455	N/P	41	0	0	0	892	41	11	10	62	954
GUACOTECTI	615	12	619	619	N/P	395	306	3	5	2,574	6	97	101	204	2,778
TOTAL DEPARTAMENTO	30,035	252	6,871	13,907	N/P	11,192	633	60	133	63,083	815	2,212	1,096	4,123	67,206